




TRADE MARK


**SEIKO****LLW**TWO NEEDLE  
SERIES**HIGH SPEED, EXTRA LONG(18 inch)ARM, LARGE VERTICAL AXIS  
HOOK, COMPOUND FEED AND ALTERNATING PRESSERS, COARSE  
STITCH, LOCKSTITCH MACHINES**

LLW-28BL/CS

- Variety -

LLW-28BL/CS


Reverse stitch

 LLW-28BLC/CS


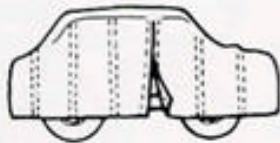
Reverse stitch, thread trimmer

LLWH-28BL/CS

Reverse stitch, high arm(47 mm extra height)

 LLWH-28BLC/CS

Reverse stitch, thread trimmer, high arm(47 mm extra height)

**APPLICATIONS:**

For sewing medium to heavy weight fabrics, leather, vinyl, synthetics and laminated and coated materials

Suitable for canvas, tents, awnings, tarpaulins, upholstery, automotive trim, etc.

■ FEATURES

- 18 inch long arm
- Large vertical axis hook
- Semi-automatic lubrication system
- Automatic hook lubrication
- Safety clutch prevents the hook from being damaged
- Longer stitch length 10 mm (except thread trimming machine)
- Reverse stitching
- Available in "THICK THREAD VERSION"(for heavier material)  
Add suffix "TA" when ordering
- Synchronized cloth puller available (add suffix "R")
- Automatic back tuck (BT) and foot lift (FL) available
- Simplified and assured thread trimming system (LLW(H)-28BLC/CS)
- Single needle version available

■ SPECIFICATIONS

Variety	Max. speed (s.p.m.)	Max. stitch length	Clearance under Presser foot		Needle bar stroke	Needle (standard)
			(by knee)	(by hand)		
-28BL/CS	2,200 (LLW)	25/64" (10 mm)	19/32" (15 mm)	5/16" (8 mm)	1-25/64" (35.4 mm)	DPx17 (#22) 135x17 (#140)
-28BLC/CS	2,000 (LLWH)	5/16" (8 mm)				
Variety	Amount of lift of alternating presser foot		Bed size		Working space	
-28BL/CS	3/32" - 9/32" standard 9/64" (2.5 - 7 mm) (standard 3.5 mm)		28-17/64" x 7" (718 x 177 mm)		[LLW] 18-1/32" x 4-21/64" (458 x 110 mm)	
-28BLC/CS	1/8" - 15/64" standard 5/32" (3 - 6 mm) (standard 4 mm)				[LLWH] 18-1/32" x 6-3/16" (458 x 157 mm)	

NOTE

- (1) Speed depends on threads, materials and type of operation
- (2) Specifications subject to change without notice
- (\*) Max. sewing speed for "TA" machines are 1,600 s.p.m.

■ NEEDLE GAUGE LIST

● STANDARD

	28BL/CS	28BLC/CS		28BLC/CS	28BLC/CS
1/8"(3.2 mm)	○		5/8"(15.9 mm)	○	○
3/16"(4.8 mm)	○	○	3/4"(19.1 mm)	○	○
7/32"(5.6 mm)	○	○	7/8"(22.2 mm)	○	○
1/4"(6.4 mm)	●	●	1"(25.4 mm)	○	○
5/16"(7.9 mm)	○	○	1-1/4"(31.8 mm)	○	
3/8"(9.5 mm)	○	○	1-1/2"(38.1 mm)	○	
7/16"(11.1 mm)	○	○			
1/2"(12.7 mm)	○	○			
9/16"(14.3 mm)	○	○			

